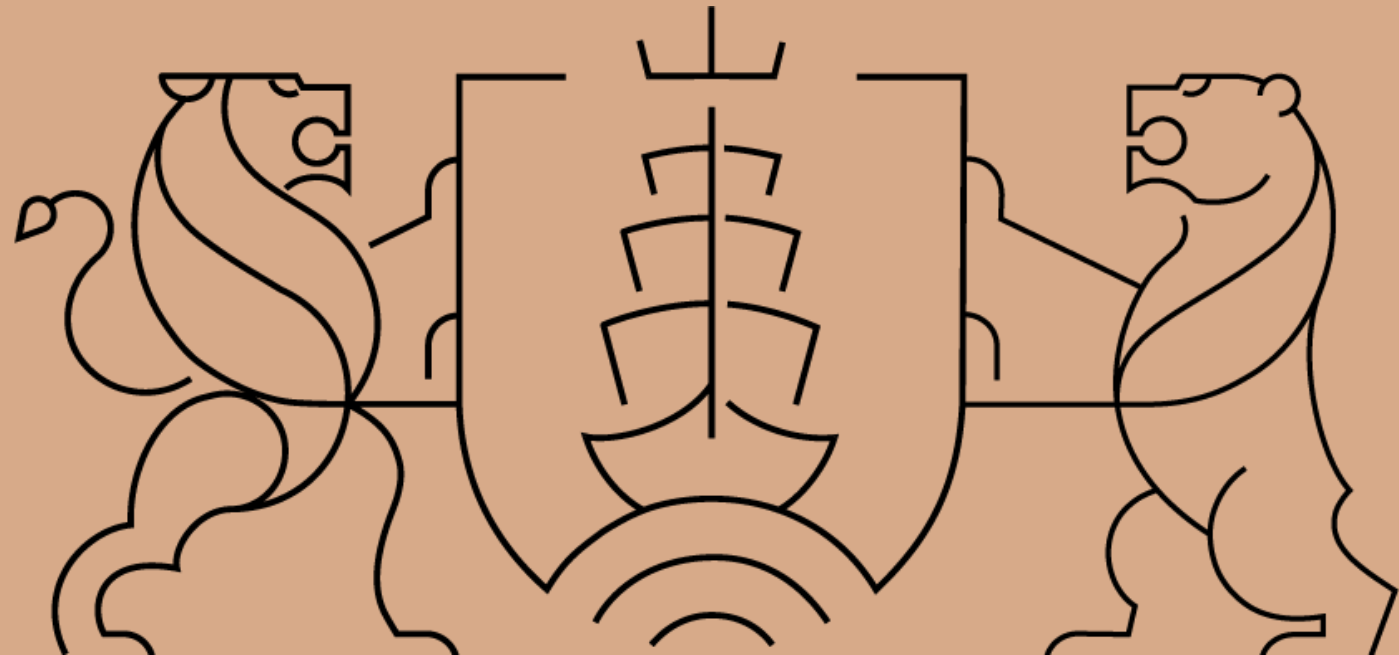


BERGOS AG

# E-BANKING

---

MOBILE VIEW: ACCOUNT & PAYMENTS



# *Content*

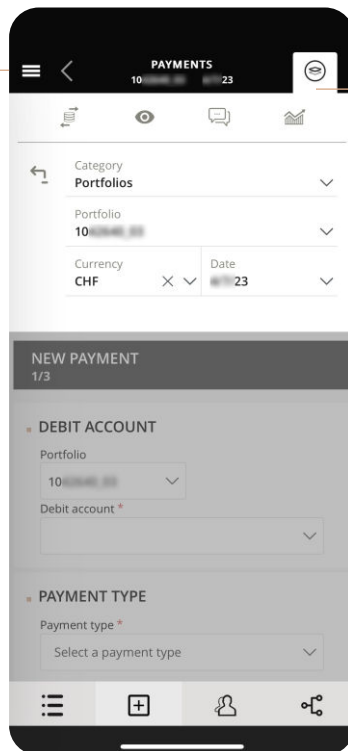
<b>1.</b> ENTRY OF A NEW SINGLE OR STANDING ORDER	3
<b>2.</b> ENTRY OF A NEW QR BILL PAYMENT	7
<b>3.</b> PAYMENT ORDER OVERVIEW	11



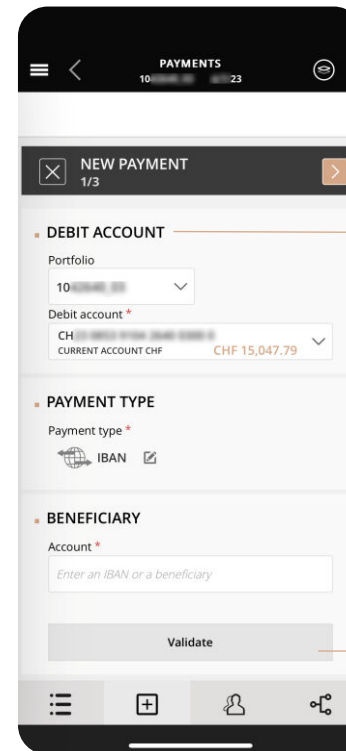
# 1. ENTRY OF A NEW SINGLE OR STANDING ORDER

+ Steps 1 to 4

1. Tap on the menu icon in the upper right corner.



2. Tap on the coin icon on top menu bar to initiate a new payment.



3. Select debit account and payment type (Domestic Payment, IBAN, International Payment or Internal Cash Transfer) to display the corresponding fields.

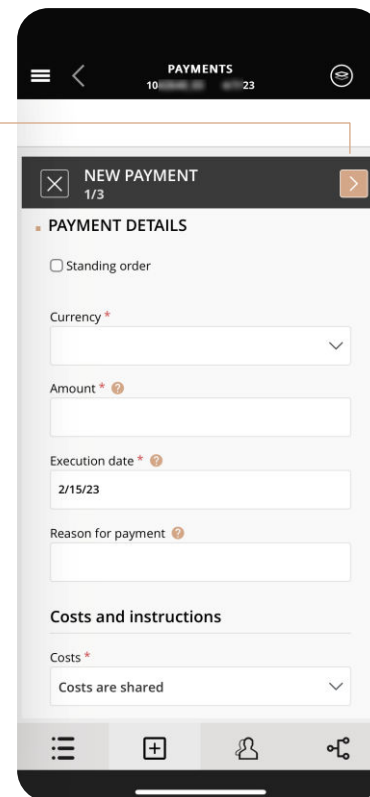
4. As an example (IBAN): In the "Beneficiary" section, enter the account number of the beneficiary and tap on "Validate". Complement the remaining parameters to continue.

**Note:** all fields marked with "\*" are mandatory.

# 1. ENTRY OF A NEW SINGLE OR STANDING ORDER

## + Step 5

5. Complete “Payment Details” with currency, amount, execution date and costs. Once done, tap on “>” at the upper right corner. “Reason for payment” and “Booking text” are optional.

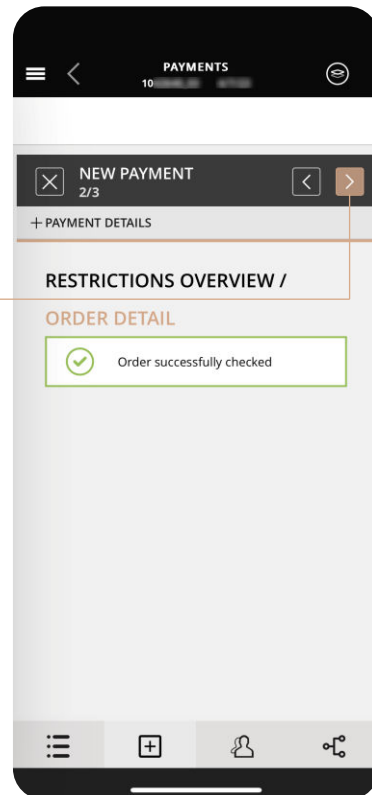


**Note:** single payment is set as default. In case you want to execute this order on a regular basis tick the box for “Standing order”.

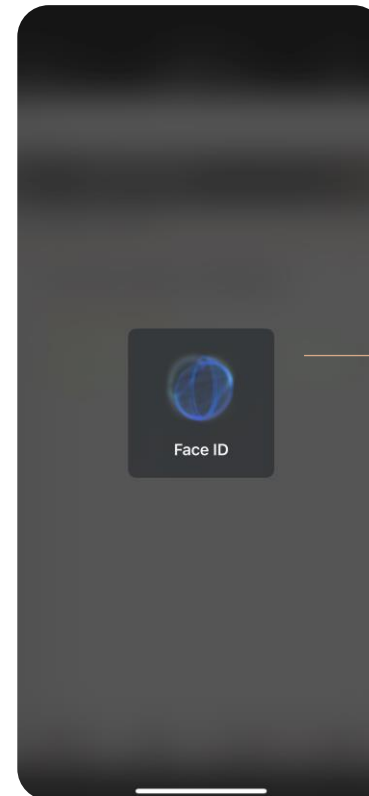
# 1. ENTRY OF A NEW SINGLE OR STANDING ORDER

## + Steps 6 to 7

6. Now you have the possibility to verify the order by tapping on the “+” to see the payment details. Tap on “>” at the upper right corner to execute the payment. In case you want to make a correction, tap “<”.



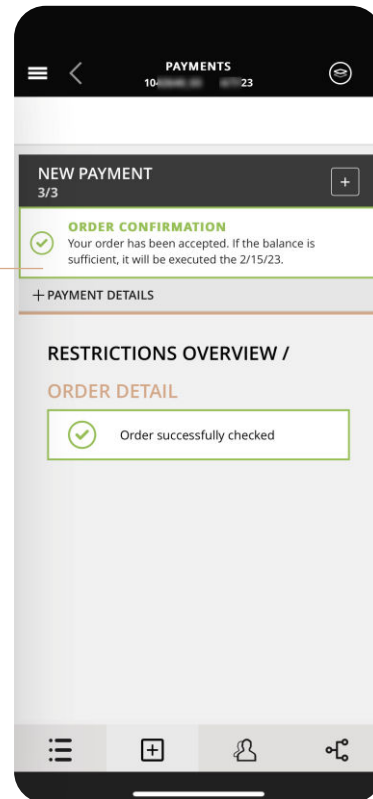
7. Confirm the payment either through Face ID or enter your password in case Face ID is not in use for this app.



# 1. ENTRY OF A NEW SINGLE OR STANDING ORDER

## + Order confirmation!

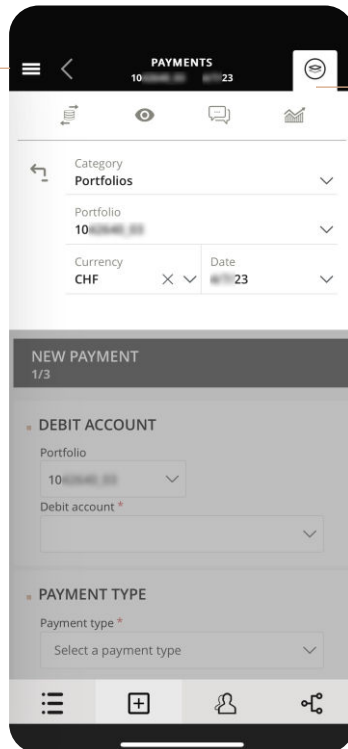
8. Order is only executed if you have completed all three steps and receive the order confirmation.



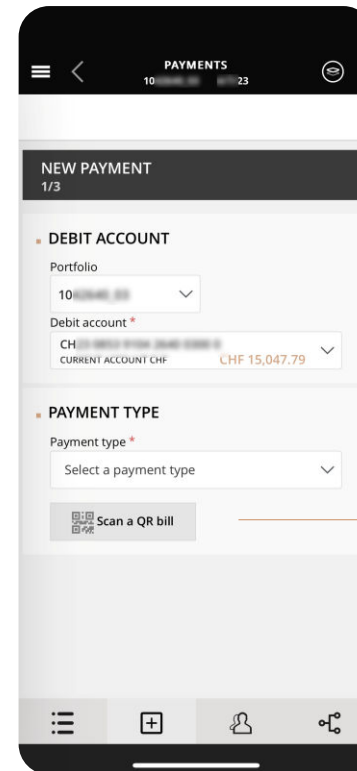
## 2. ENTRY OF A NEW QR BILL PAYMENT

+ Steps 1 to 3

1. Tap on the menu icon in the upper right corner.



2. Tap on the coin icon on top menu bar to initiate a new payment.



3. Select "Debit account" and tap on "Scan a QR bill" button.

The camera of your mobile is activated and you can scan the QR code.

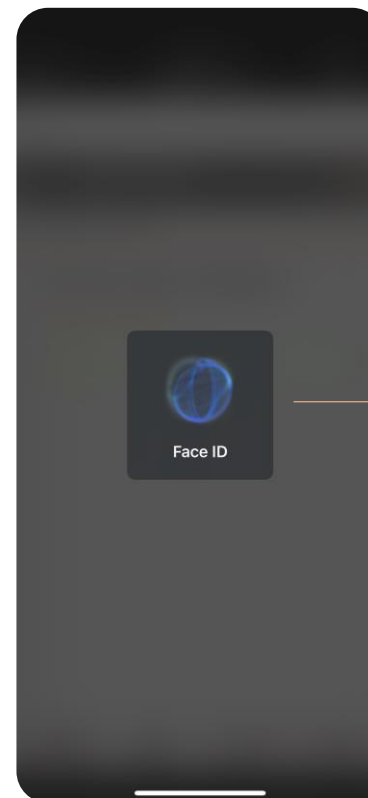
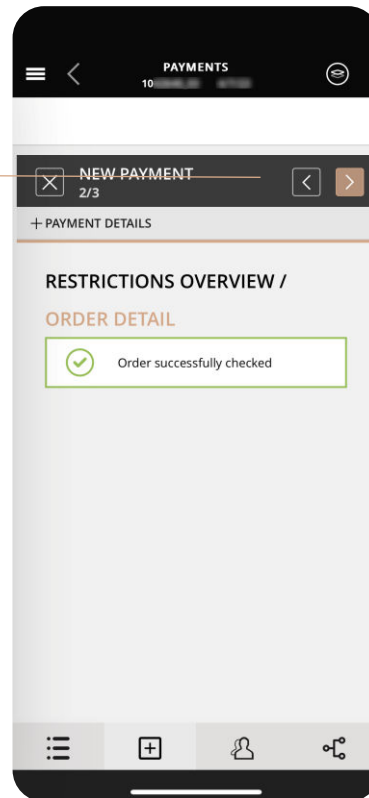




## 2. ENTRY OF A NEW QR BILL PAYMENT

### + Steps 6 to 7

6. Now you have the possibility to verify the order by tapping on the “+” to see the payment details. Tap on “>” at the upper right corner to execute the payment. In case you want to make a correction, tap on “<”.

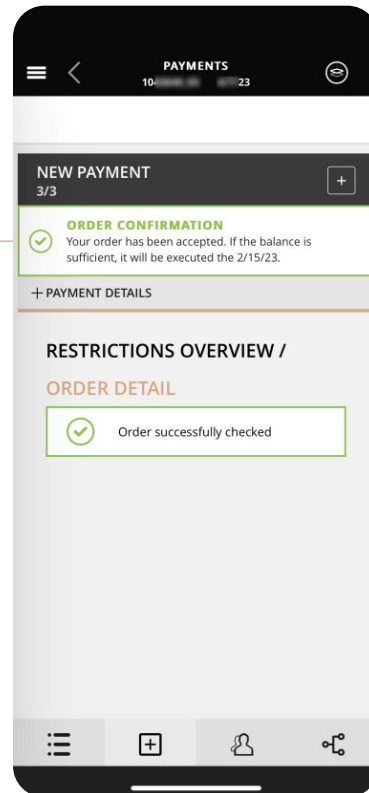


7. Confirm the payment either through Face ID or enter your password in case Face ID is not in use for this app.

## 2. ENTRY OF A NEW QR BILL PAYMENT

+ Order confirmation!

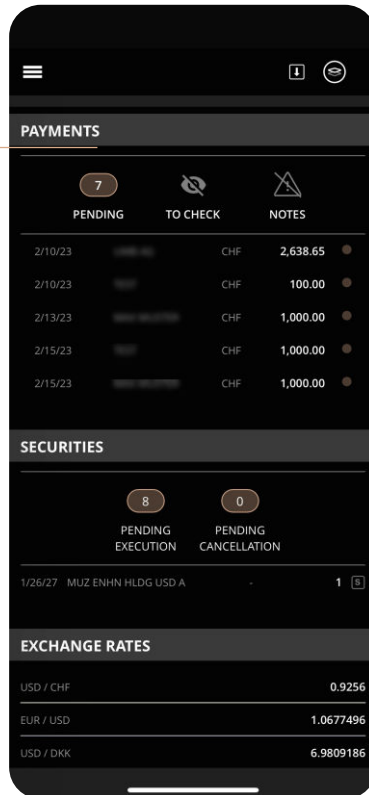
8. Order is only executed if you have completed all three steps and receive the order confirmation.



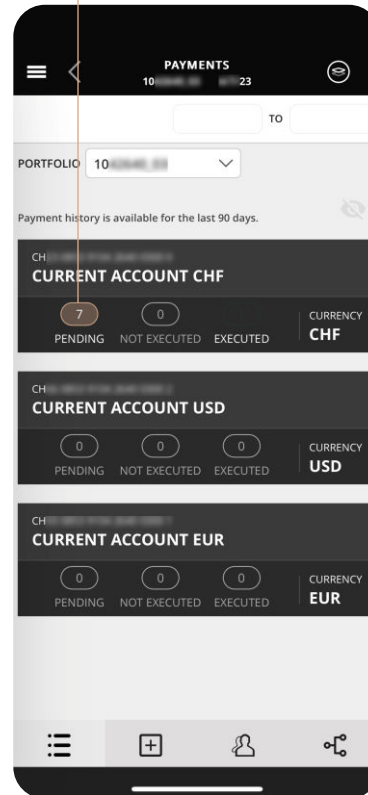
# 3. PAYMENT ORDER OVERVIEW

+ Steps 1 to 3

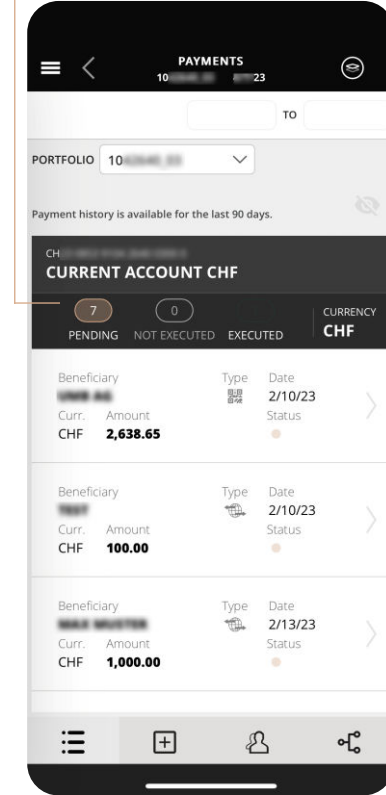
1. On home screen, scroll down to payments section.



2. Tap on "Pending" to receive the overview of your accounts with pending orders.



3. Tap again on "Pending" in the appropriate account section to see all details of your payment orders waiting for execution.

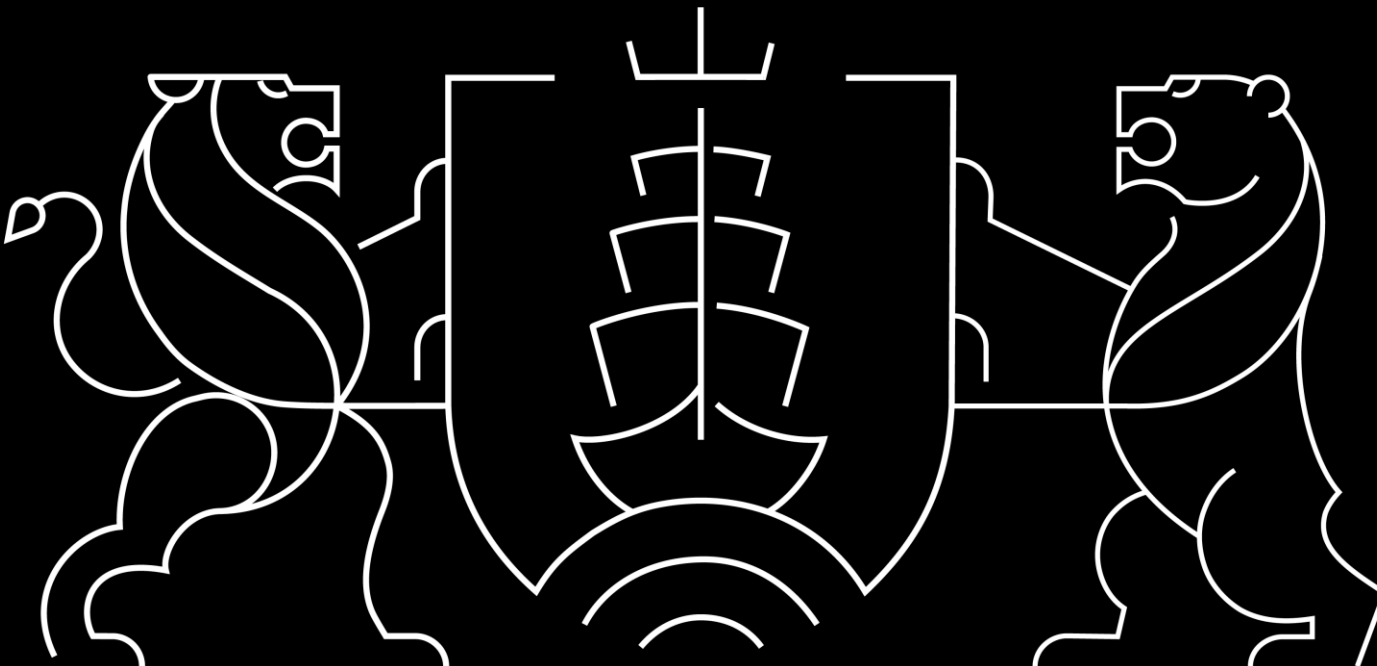


## DISCLAIMER

This publication is for information and marketing purposes only. The provided information is not legally binding and neither constitutes a financial analysis, an offer for investment, transactions, an asset management mandate or an investment idea and does not substitute any legal, tax or financial advice. Bergos AG reserves the right to amend the range of services, products and prices at any time without notice. Bergos does not accept any liability for the accuracy, correctness or completeness of the information. The information is intended solely for the use of the recipient and shall not be passed on to any third party. The reproduction in part or in full without prior written permission is not permitted.

© Copyright, Bergos AG, 2023. All rights reserved.

If you have any questions about E-Banking, please do not hesitate to contact your relationship manager.



Bergos AG  
Kreuzstrasse 5  
8008 Zürich